








(Gallente) Stop the Siphon

Strategy (based on the fittings below):

1. Turn on the shield resistance- and sensor booster modules on all ships
2. Enter the site with all 5 ships, the hacking Moas first
3. Orbit hacking container A, B, C (500m) with hacking Moa 1, 2, 3 respectively and turn on their afterburner
4. Orbit the structure (1000m) with the damage Moas
5. Prepare hacks (B,A,C) as soon as the hacking Moas are in range
6. Finish all hacks, then target the structure and start shooting with the damage Moas first, followed by the hacking Moas
7. Launch the drones on all Moas and send them to attack the structure for additional damage
8. During the 90 seconds damage window, loot the hacked cans for additional NPC sold items
9. After 90 seconds, proceed to step 5. Repeat until the structure is destroyed
10. After the second hack and looting, the hacking Moas can approach the structure for additional damage

With max damage-skills and proper execution, the structure can be killed within 2 vulnerability windows, which should complete the site in just under 4.5 minutes.

NPCs			
Name	Info	Dmg to do (structure)	Dmg to tank (from NPCs)
Falsifier 🏠 Griffin 🏠 Hawk 🏠 Corax 🏠 Blackbird	Jamming		
Insurer 🏠 Bantam 🏠 Osprey	Logi (shield)	   	 
Evader 🏠 Cormorant 🏠 Merlin	Drone aggro		

Name	Info	Dmg to do (structure)	Dmg to tank (from NPCs)
Scrubber  Moa	DPS		
Eraser  Naga	DPS		

Fittings

[Link to fleet on EVE Workbench](#)

Amount	Role	Ship
3	DPS & Hack	Moa
2	DPS	Moa

Revision #9

Created 23 May 2026 07:07:54 by Erst

Updated 23 May 2026 08:30:46 by Erst