



(Minmatar) Deserters Hideout









Strategy (based on the fittings below):

1. Turn on the shield resistance modules for all ships
2. Enter the site with all 5 ships, Squalls first
3. Approach hauler undock location with Squall 1 (fleet commander) and regroup the fleet
4. Cycle the micro warp drives of the Squalls until arriving at hauler undock position
5. Lock team members with the 2 Ospreys and send one remote rep per team member, if a logi gets jammed, don't forget to re-lock and put reps on again.
6. As soon as the first hauler appears (roughly 30 seconds after fleet arrives), tackle and destroy the hauler with the Squalls
7. Pick up the loot with Squall 1, wait for the next hauler, kill it, pickup loot with Squall 2, repeat so Squall 3 has loot too
8. Bring all 3 Squalls with micro warp drives on to the deposit location
9. The site completes once all 3 items have been deposited

With some practice, the site should complete around the 7 minute mark.



NPCs

Name	Info	Dmg to do	Dmg to tank
Plunder 🏠 Wreathe	Hauler		
Atgeir 🏠 Rifter 🏠 Thrasher	Drone aggro		
Skald 🏠 Burst 🏠 Scythe	Logi (shield)		

Name	Info	Dmg to do	Dmg to tank
Blight  Bellicose  Vagabond  Talwar  Wolf  Vigil			
Vandal  Stabber	DPS		
Ulfhednar  Tornado	DPS		

Fittings

[Link to fleet on EVE Workbench](#)

Amount	Role	Ship
3	Hauler/Tackler	
2	Logi (shield)	

Revision #5

Created 5 September 2025 16:29:10 by Erst

Updated 18 March 2026 13:55:15 by Erst