



(Gallente) Narcotics Lab








Strategy (based on the fittings below):

1. Turn on the shield resistance modules for the Tayra and logi
2. Enter the site with all 5 ships, Tayra activates the gate first
3. Approach npc hauler undock location with Caracal 1 (fleet commander) and regroup the fleet
4. Cycle the micro warp drives of the Caracals and Tayra until arriving at hauler undock position
5. Lock team members with the Osprey and send one remote rep per team member, send the remote cap to the Tayra
6. As soon as the npc hauler appears (roughly 30 seconds after fleet arrives), tackle and destroy the npc hauler with the Caracals
7. Repeat until the Tayra picked up 4 items from destroyed npc haulers
8. Deliver all 4 items to the deposit location with the Tayra, mwd on.
9. The site completes once all 4 items have been deposited

With some practice, the site should complete around the 6 minute mark.

NPCs

Name	Info	Dmg to do (hauler)	Dmg to tank
Nereus Mule	Hauler		
Guard Incursus Catalist	Drone aggro(?)		
Bullwark Navitas(?) Exequor	Logi (armor)		

Name	Info	Dmg to do (hauler)	Dmg to tank
Stalker  Vigilant  Celestis  Algos  Daredevil  Maulus	sensor damp		
Sentinel  Thorax	DPS		
Tycoon  Talos	DPS		

Fittings		
Link to fleet on EVE Workbench		
Amount	Role	Ship
3	DPS/Tackle	
1	Logi (shield)	
1	Hauler	

Revision #7

Created 8 September 2025 11:33:55 by Erst

Updated 18 March 2026 13:52:48 by Erst