

Minmatar Mining


















Strategy (based on the Moa fitting below):



1. Turn on shield booster and shield resistances, the tank is self sustaining
2. Enter the site with all 5 ships
3. Lock the rock and start mining with all 5 ships
4. Fleet commander orbits the beacon at 500m and regroups the fleet
5. Once a mining cycle is complete, one ship jet-cans the ore
6. Fleet commander orbits the jet-can at 500m
7. Open the jet-can with every fleet member
8. Deposit ore into the jet-can after every cycle
9. Whenever the jams move to the next target, make sure to re-lock the rock and start mining again

With max mining-skills, the site can be completed within 8 minutes

The additional Maller fitting aims to avoid most of the jamming and therefor completes the site about 1 minute faster compared to the Moa setup. However, it requires a set of Grail implants.

NPCs

Name	Info	Dmg to do	Dmg to tank
Blight  Vagabond  Bellicose  Talwar  Vigil		 	 
Skald  Scythe  Burst	Logistics (shield)	 	 
Atgeir  Thrasher  Rifter	Drone aggro		

Name	Info	Dmg to do	Dmg to tank
Vandal  Stabber	DPS		
Ulfhednar  Tornado	DPS		

Fitting



Revision #4

Created 5 September 2025 16:25:27 by Erst

Updated 18 March 2026 13:20:30 by Erst