
















(Minmatar) Cartel Racket

Strategy (based on the fittings below):

1. Turn on the shield resistance modules of the 4 Osprey logistic ships and the sensor booster of the Mamba
2. Enter the site with all 5 ships, Mamba first
3. Launch drones of the Mamba* and start attacking the first jamming (Deceiver) NPC
4. Fleet commander (Mamba) orbits the dread at 500m and regroups the fleet
5. Launch drones with all Ospreys and assist them to the Mamba pilot
6. As long as there are jamming (Deceiver) NPCs, kill them first, then kill the neuting (Focused Leeching) ones
7. Once the neuting NPCs are gone and the dread is no longer in siege, charge it with all Ospreys using all their remote capacitor transfer modules
8. Go back to step 6
9. When ever the NPC fleet targets a new fleet member, direct 2-3 Ospreys to send their remote shield transfer to the affected target


*It appears that the corruptor NPCs (drone aggro) don't change target. So we make sure the tankiest drones get and hold aggro for the entire duration of the site.


NPCs			
Name	Info	Dmg to do	Dmg to tank
Focused Leeching ⚓ Medusa ⚓ Talwar	Energy neutralizing the objective		
Corruptor ⚓ Lynx ⚓ Thrasher	Drone aggro	 	 
Malignant ⚓ Swordspine ⚓ Ixion	Logistics (shield)		

Name	Info	Dmg to do	Dmg to tank
Deceiver  Medusa  Talwar			
Persecutor  Medusa  Dramiel  Talwar  Bellicose  Cynabal			
Sundering  Tornado	DPS		
Slayer  Stabber	DPS		

Fittings

[Link to fleet on EVE Workbench](#)

Amount	Role	Ship
1	DPS/Drone bunny	

Amount	Role	Ship
4	Cap & shield logistics	

Revision #1

Created 5 September 2025 16:10:02 by Erst

Updated 5 September 2025 16:18:55 by Erst